

# 6 My house

## VOCABULARY

1 Listen and point.


living room



kitchen



house



garden



bedroom



flat



bathroom



**Quest!**  
Look for soap today.  
An egg, a blanket, a torch, a book, milk, a bed and soap!  
Look for soap today!

2 Listen and repeat.

3 Listen and play. Then listen and chant.

Where's my mum?  
She's in the living room.  
Where's my dad?  
He's in the bathroom.

Where's Rita?  
She's in the kitchen.  
Where are Waldo and Vava?  
They're in the bedroom.



4 Listen and write (✓) or (X). Then say.



X

Where's Waldo?



He's in the bathroom.



5 Ask and answer.

Where do you live?

I live in Cairo.

Do you live in a house?

No, I don't.

## LOOK!

Do you live in a (flat)? Yes, I do. / No, I don't.

Where do you live? I live in (Cairo). I live in a (flat).

Where's (Rita)? She's in the (kitchen).

## GRAMMAR

6 Listen and repeat.



7 Listen and write. Then sing.

bath bathroom garden house bed bedroom



Where's the mouse? Where's the mouse?  
 Where's the mouse? Where's the mouse?  
 Is it in the garden? Is it in the \_\_\_\_\_?  
 Or is it in the \_\_\_\_\_? Or is it in the \_\_\_\_\_?

Look! It's in the \_\_\_\_\_. Look! It's in the \_\_\_\_\_.  
 Running up the path. Hiding in the shed.  
 Now it's in the \_\_\_\_\_. Now it's in the \_\_\_\_\_.  
 Oh no! It's in the \_\_\_\_\_! Oh no! It's in my \_\_\_\_\_!

VOCABULARY

SONG

8 Listen and tick (✓). Then say.



Where's the TV?


It's on the cooker.

LOOK!


GRAMMAR

Where are ...? They're in the ...  
 In the (kitchen) there is/are ...

TIP!



9 Listen and draw. Then play.



There are two books on the table.

Number 6. My turn.

## READING

10 Look at the picture. What can you see? Tick (✓).

table  sofa  bed  bath  fridge  lamp



11 Read the text. Where is the playroom?

My name's Peter. I live with my mum, my dad and my sister Ellie. Our house is small, but we have an exciting room. It's a garage. We haven't got a car in our garage. It's our playroom!

We've got a sofa, a TV and a computer. There's a mat and there are books and photos. It's yellow and it's tidy. We love our playroom!

12 Read the text again. Write T = True or F = False.

- 1 Peter has got a sister. \_\_\_\_\_
- 2 Peter's house is big. \_\_\_\_\_
- 3 In the playroom there's a bed and a cooker. \_\_\_\_\_
- 4 They've got a mat. \_\_\_\_\_



## HOME-SCHOOL LINK

Tidy your bedroom.  
Show your family

## WRITING

6

13 Look and read.




### LOOK!

Writing descriptions  
What can you see in the picture? Make notes.



This is Ellie's bedroom. There's a bed, a desk and a chair. There's a lamp on the desk, and lots of books.

14 Look and complete the notes. Write a description.



This is Ellie's kitchen. There's a \_\_\_\_\_

# PHONICS

15 Listen.

- 1 **f**      2 **ff**      3 **l**      4 **ll**

16 Listen, point and say.

17 Listen and blend the sounds.

- 1 **f - i - g** fig      2 **o - ff** off  
 3 **l - a - p** lap      4 **b - e - ll** bell

18 Underline *f*, *ff*, *l* and *ll*. Read the words aloud.

- 1 leg      2 fan      3 doll      4 puff



19 Complete the words. **f ff l ll**

- 1 ye\_\_ow      2 \_\_amp  
 3 **4** \_\_our      4 o\_\_

20 Listen and number. Then say.



# CLIL 6

SOCIAL STUDIES

21 Listen and match.





## Different homes

## CULTURE

22 Read and match.



My name's Ella. I live in a small house. There's a kitchen, a living room, a bathroom and two bedrooms. I've got a big garden.



My name's Rosie. I live in a caravan! It's small but it's nice. There's a living room, a kitchen and a bathroom.



My name's Ravi. I live on a houseboat. It's a big boat. There's a living room and two bedrooms. My favourite room is the living room.



My name's Juan. I live in a big flat. There's a kitchen, a living room, two bathrooms and four bedrooms. I've got a TV in my bedroom.

23 What about you? Ask and answer.

Where do you live?

Do you live in a house?

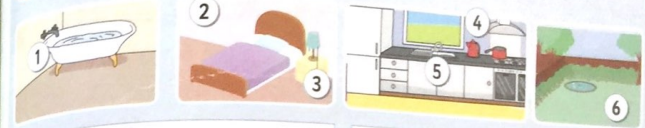
What's your favourite room?

Have you got a TV in your bedroom?

**MINI-PROJECT**  
Draw your home and write about it.

## Vocabulary

24 Look and write.



1 \_\_\_\_\_  
2 \_\_\_\_\_  
3 \_\_\_\_\_

4 \_\_\_\_\_  
5 \_\_\_\_\_  
6 \_\_\_\_\_

sink lamp  
garden bedroom  
bath kitchen

## PROGRESS CHECK

## Grammar

25 Look and tick (✓) or cross (X).

1 There's a book under the table.

2 There's a ruler in the bag.

3 There's a bag on the sofa.

4 There's a lamp next to the fridge.

## Phonics

26 Order the letters to make words.

1 i g f

2 l b e l


3 u f p f

4 g l e

# 7 Food

## VOCABULARY

1 Listen and point.



2 Listen and repeat.

3 Listen and play. Then listen and chant.

I like fruit and yoghurt.  
I don't like meat and cheese.  
I like bread and milk and juice.  
Can I have some, please?



I like fruit and salad.  
I don't like chicken and cheese.  
I like meat and milk and juice.  
Can I have some, please?



LOOK!

I like fruit.

Do you like milk?

I don't like yoghurt.

Yes, I do. / No, I don't.

## GRAMMAR



4 Listen and match. Then ask and answer.



I like yoghurt.  
Do you like yoghurt?

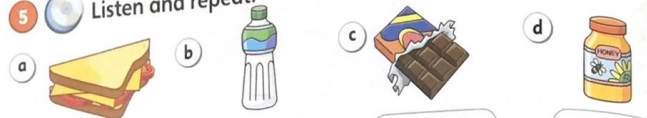
No, I don't. I like fruit.



Look for a mouse today.  
An egg, a blanket, a torch,  
a book, milk, a bed, soap  
and a mouse!  
Look for a mouse today!

# VOCABULARY

5 Listen and repeat.



a sandwich      b water      c chocolate      d honey



e vegetables      f ice cream      g cake

6 Listen and write. Then sing and act.

# SONG

I like chocolate. It's nice and sweet!  
 I like \_\_\_\_\_. It's good to eat!

I like \_\_\_\_\_. But I don't like \_\_\_\_\_.  
 I like \_\_\_\_\_. But I don't like bees!

Yes, I like \_\_\_\_\_.  
 But I don't like bees.

# LOOK!

He/She likes vegetables. He/She doesn't like cake.  
 Does he/she like honey? Yes, he/she does. / No, he/she doesn't.

# GRAMMAR 7

7 Look at the table. Ask and answer.

Ellie	✓	✓	✗	✗
Harry	✗	✓	✗	✓

Does Ellie like honey? No, he doesn't.  
 Yes, she does. Does Harry like honey?

8 Listen and say.

a	✓	✗	✓	
b		✗	✓	
c			✓	✗
d		✓	✓	✗

9 Listen to the story. Then act out.

STORY



**VALUES**  
Eat healthy food.  
Choose healthy snacks.

**HOME-SCHOOL LINK**  
Talk about healthy snacks at home.




WRITING 7

10 Read the recipe. Circle.  
Put the pizza in the fridge / cooker.

How to make a pizza

Roll out pizza dough. Make a circle!  
Put tomato sauce on the dough.  
Next, you can use cheese, meat or vegetables.  
Put the pizza in the cooker.  
Now eat!



11 Read and match.

- 1 Roll out pastry. Make a circle!
- 2 Put the pie in the cooker.
- 3 Peel and chop the apples.
- 4 Put the pastry on the apples.
- 5 Cook the apples.
- 6 Put the apples in a pie dish.



12 Complete the instructions with the words in the box.

Put (x2) Make Chop

1 Chop some tomatoes.



2 \_\_\_\_\_ a square!



3 \_\_\_\_\_ the tomatoes on the pastry.



4 \_\_\_\_\_ it in the cooker.





# PHONICS

13 Listen.

1 **j**                      2 **ss**                      3 **v**                      4 **w**

14 Listen, point and say.

15 Listen and blend the sounds.

1 **j** - **e** - **t** jet                      2 **k** - **i** - **ss** kiss  
 3 **v** - **e** - **t** vet                      4 **w** - **i** - **g** wig

16 Underline *j*, *ss*, *v* and *w*. Read the words aloud.


1 jam                      2 web                      3 van                      4 mess



17 Circle *j*, *ss*, *v* and *w*. Match the sounds.

jet                      wig                      van  
 vet                      kiss                      mess  
 jam

18 Listen and number.



19 Tick (✓) the foods that are good for you. Then say.



# 7

## Packed lunches

## CULTURE

### 20 Read and match.

1



I've got sandwiches and fruit. I've got a yoghurt. I like yoghurt but I don't like cake. I like milk but I don't like juice.

2



I've got bread and cheese and salad. I like salad but I don't like fruit. I like chocolate. I like juice but I don't like milk.

3



I've got sushi! It's fish and rice. I've got fruit and I've got a cake. I don't like juice or milk. I've got water to drink.

4



I've got chicken and vegetables. I don't like bread. I like juice. And I like chocolate. I don't like milk and I don't like yoghurt.

a



b



c



d



### 21 Ask and answer.

Do you like sandwiches?

Do you have a packed lunch?

What do you like for lunch?

### MINI-PROJECT

Draw a lunch box and write.

## Vocabulary

### 22 Complete and match.

- 1 s \_ \_ d \_ \_ \_ h
- 2 j \_ i \_ e
- 3 ch \_ \_ k \_ \_
- 4 h \_ \_ e \_
- 5 f \_ \_ \_ t
- 6 w \_ \_ e \_



## PROGRESS CHECK

7

## Grammar

### 23 Look and write.

- 1 Does Tom like fruit? Yes, \_\_\_\_\_ does. 😊
- 2 Daniel \_\_\_\_\_ sandwiches. 😊
- 3 Hannah \_\_\_\_\_ ice cream. 😞
- 4 Does Ella like chocolate? Yes, she \_\_\_\_\_. 😊
- 5 Do you \_\_\_\_\_ yoghurt? Yes, I do. 😊
- 6 I \_\_\_\_\_ lemonade. 😞

like doesn't like he  
don't like likes does

## Phonics

### 24 Complete the words. ss v j w

1




\_am

2



\_eb

3



\_an

4



me \_ \_

# 8 Let's play!

## VOCABULARY

1 Listen and point.

climbing a tree

eating a sandwich

playing on the swing

playing on the slide

## GRAMMAR

bird

tree

flower

What are you doing?

I'm climbing a tree.  
I'm not eating a sandwich.

feeding the ducks

2 Listen and repeat.

3 Listen and play. Then listen and chant.

What are you doing today?  
I'm feeding the ducks, I'm feeding the ducks!

What are you doing today?  
I'm climbing a tree, I'm climbing a tree!

What are you doing today?  
I'm playing, I'm playing on the swing!

What are you doing today?  
I'm eating a sandwich. Let's all eat a sandwich!

4 Listen and number. Then say.



What are you doing?

I'm feeding the ducks.



You're Zak!

Look for a photo today.  
An egg, a blanket, a torch,  
a book, milk, a bed, soap,  
a mouse and a photo!  
Look for a photo today!



## VOCABULARY

5 Listen and repeat.



6 Listen and circle. Then sing and act out.

## SONG

We're at the park and it's fun, fun, fun!  
Running / Playing and jumping, and playing in the sun!

Look at the flowers / birds, flying in the sky.  
 Watch me on the swing, I'm swinging up high!

Let's throw a ball, let's throw and catch.  
 Now we're playing football / basketball.  
 Can we win the match?

Playing at the park, playing all day long.  
 Clap your arms / hands together and sing this song!



cutouts p.119

## LOOK!

## GRAMMAR

8

7 Look and circle. Then ask and answer.

What's he doing? He's throwing a ball.  
 What's = What is He isn't walking.



throw / climb

walk / fly

look at / catch

swing / win

What's he doing?

He's throwing a ball.

8 Read and match.

- 1 What's he doing?  
He isn't playing on the roundabout. He's looking at the birds.
- 2 What's he doing?  
He isn't catching a ball. He's playing on the roundabout.
- 3 What's he doing?  
He isn't throwing a ball. He's catching a ball.
- 4 What's he doing?  
He isn't looking at the birds. He's throwing a ball.




1


9 Read the poster. Can you feed the ducks at the park?

**READING**

**Our park**




This is the park. I like the park. There are lots of flowers and lots of birds.



There are some big trees – and some very small trees. We can play on the grass. We can throw and catch a ball.



There are swings, a slide and a roundabout. We can run and play.



I'm feeding the ducks. There are lots of ducks and they're hungry. They like bread.



This is my brother Tom. He's climbing a tree. Be careful, Tom!



Now we're having a picnic. I'm eating fruit and Tom is eating a sandwich.

10 Match the sentences.

- |                  |                 |
|------------------|-----------------|
| 1 There are lots | a on the grass. |
| 2 I'm feeding    | b fruit.        |
| 3 We can play    | c of ducks.     |
| 4 Tom is eating  | d a sandwich.   |
| 5 I'm eating     | e the ducks.    |

**VALUES**

Spent time outdoors.

**HOME-SCHOOL LINK**

Spend time outdoors with someone in your family. Talk about what you enjoy doing.

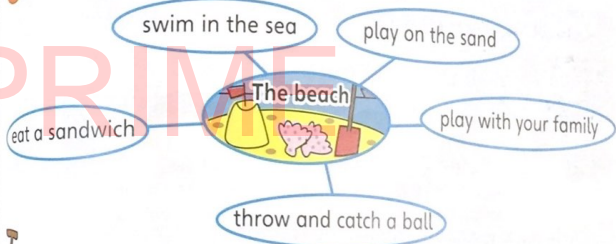
**WRITING**

11 Read the poster on page 84 again. Find all the ideas from the mind map.

**LOOK!**  
We can use a mind map to think of ideas.



12 Complete the poster. Use the mind map.



**The beach**

I like the beach. It's fun. You can

(1) \_\_\_\_\_ in the sea and

(2) \_\_\_\_\_ on the sand.

You can (3) \_\_\_\_\_ with your family. I like to (4) \_\_\_\_\_ and

(5) \_\_\_\_\_ a ball.

Look – I'm eating a (6) \_\_\_\_\_!

**PHONICS**

**CLIL SCIENCE**

13 Listen.  
 1 qu 2 x 3 y 4 z 5 zz

14 Listen, point and say.

15 Listen and blend the sounds.  
 1 qu-i-ck quick      2 b-o-x box  
 3 y-e-ll yell      4 z-a-p zap  
 5 f-i-zz fizz

16 Underline qu, x, y, z and zz.

1 taxi      2 buzz      3 quiz      4 yes      5 zip

17 Circle qu, x, y, z and zz. Match the sounds.

yell       zip       yes  
 taxi       buzz       quick  
 box       zap       fizz

18 Listen and read.

**How do plants grow?**

a This is a seed. It's very small.      b He's planting it in soil.  
 f It's growing bigger.      g It's a flower!      c He's watering it.  
 e Look - the plant is growing! It's very small.      d He's putting it in the sunshine.

19 Number in order.

watering the seed            It's a flower!        
 planting the seed            the plant is growing        
 putting it in sunshine

## World sports

## CULTURE

20 Read and write.

a




football player

b



gymnast

c



basketball player

d



ballet dancer

e



athlete

- 1 She's pointing her toes.
- 2 He's kicking a ball and he's running fast.
- 3 He's swinging and stretching.
- 4 She's running fast and jumping.
- 5 He's throwing a ball. He's jumping.

21 Play a guessing game.

Are you jumping?

Yes, I am.

Are you throwing a ball?

No, I'm not.

Are you an athlete?

Yes, I am.

### MINI-PROJECT

Write about a sports person from your country.

## Vocabulary

22 Look and write.

## PROGRESS CHECK 8

tree feed the ducks flower play on the swing climb a tree bird



## Grammar

23 Put the words in order.

- 1 you What doing today? are \_\_\_\_\_
- 2 not ball, throwing a I'm \_\_\_\_\_
- 3 she What doing? 's \_\_\_\_\_
- 4 looking birds She the 's at \_\_\_\_\_

## Phonics

24 Complete the words.



1 \_es



2 \_ip



3 ta\_i



4 bu\_\_